

# PG PARAGLIDERS CCC

## INSPECTION CERTIFICATE

Inspection certificate number: **CCC\_016\_2016**

### MANUFACTURER DATA

Manufacturer name: **Dudek Paragliders SJ**  
Representative: **Wojtek Domanski**  
Street: **Ul. Centralna 2U**  
Post code / place: **86-031 Osielsko**  
Country: **Poland**

### SAMPLE DATA

Name: **CODEN PRO** Size: **23**  
Min weight in flight [kg]: **95** Max weight in flight [kg]: **115**  
Max weight load [kg]: **130.5**  
Weight [kg]: **6.34** Use: **Single-seater**  
Load serial number: **P-129431** Date of reception: **24.02.2016**  
Flight serial number: **P-133731** Date of reception: **18.05.2016**

### TEST REPORT SUMMARY RESULTS

		PLACE	DATE
<b>PGCCC 1</b>	71.8.1   SHOCK LOAD TEST: <b>POSITIVE</b>	Yverdon(airport)	<b>07.03.2016</b>
<b>PGCCC 2</b>	71.8.1   SUSTAINED LOAD TEST: <b>POSITIVE</b>	Payerne(airport)	<b>19.03.2016</b>
<b>PGCCC 3</b>	71.8.2   FLIGHT TEST: <b>CCC</b>	Villeneuve	<b>20.05.2016</b>
<b>CCC1-6</b>	CCC technical files 1-6 <b>POSITIVE</b>	Villeneuve	<b>30.05.2016</b>
<b>PGCCC 5</b>	71.6.3   LINE BREAK STRENGTH: <b>POSITIVE</b>	Villeneuve	<b>31.05.2016</b>

### ISSUE DATA

Place of declaration: **Villeneuve**  
Date of issue: **06.06.2016**  
Managing Director: **Alain Zoller**

Signature: 

This signature approve the validity of the test reports PG 1 to PG 5 (Only if test report are applicable).

Air Turquoise SA, having thoroughly assessed the sample mentioned hereunder, declare it was found conform with all requirements defined by the following norms:

**CIVL COMPETITION CLASS | CCC / 2015 Edition / Revision 3.5 / CIVL 01 Sept 2014**

Present declaration's scope only extends to the conformity of a given sample, on a given date and in a given place as mentioned here above.

This inspection report contain the following test and is complete with the test report number:  
**PG1CCC, PG2CCC, PGCCC3, PG5, CCC 1 TO 6**

This declaration must not be reproduced in part without the written permission of AIR TURQUOISE SA.

# SHOCK LOADING TEST

# TEST REPORT PGCCC 1

## PG PARAGLIDERS

Test report ref. number: **CCC\_016\_2016**

### SAMPLE DATA

Manufacturer name: **Dudek Paragliders SJ**  
 Representative **Wojtek Domanski**  
 Street: **Ul. Centralna 2U**  
 Post code / place: **86-031 Osielsko**  
 Country: **Poland**

### SAMPLE DATA

Name: **CODEN PRO**  
 Size: **25**  
 Maximum load [kg]: **130**  
 Serial number: **P-129431**  
 Date of reception: **24.02.2016**

### TEST DATA

Place of test: **Yverdon(airport)**  
 Date of test: **07.03.2016**  
 Inspector: **Alain Zoller**

Results: **POSITIVE**

Directive: **CIVL COMPETITION CLASS | CCC / 2015 Edition / Revision 3.5 / CIVL 01 Sept 2014**

The paraglider is subjected to a shock load . Shock load is limited using a weak link accordind weight range.  
 The weak link breaks or 5 s has elapsed since the application of the shock load. The wing is then visually inspected for damage.

### TEST RESULTS:

Weak link used [daN]: **1000**  
 Visual inspection: **No visible damages**  
 Uncertainty k=2 [%] **10**

### TEST ATMOSPHERE AGL

[C°] **4**  
 RH [%] **69**  
 [hPa] **1001**  
 Wind [m/s] **0.5**

Weak link value include the uncertainty for weight range test values (on safe side) / The uncertainty stated is the expanded uncertainty obtained by multiplying the standard uncertainty by the coverage factor k = 2. The value of the measurand lies within the assigned range of values with a probability of 95%.

### WEAK LINK



INSTRUMENTS	Validity	Manufacturer	s/n
Weak link	2020	Tost	n/a
Cable	2020	Rotex	n/a
Geos n° 11 Skywatch	08.05.2017	JDC elec.	22

The validation of this test report is given by the signature of the test manager on inspection certificate CCC Inspection certificate / 71.8.1 CCC

# SUSTAINED LOADING TEST

## TEST REPORT PGCCC 2

### PG PARAGLIDERS

Test report ref. number: **CCC\_016\_2016**

#### MANUFACTURER DATA

Manufacturer name: **Dudek Paragliders SJ**  
Representative: **Wojtek Domanski**  
Street: **Ul. Centralna 2U**  
Post code / place: **86-031 Osielsko**  
Country: **Poland**

#### SAMPLE DATA

Name: **CODEN PRO**  
Size: **25**  
Maximum load [kg]: **130**  
Serial number: **P-129431**  
Date of reception: **24.02.2016**

#### TEST DATA

Place of test: **Payerne(airport)**  
Date of test: **19.03.2016**  
Inspector: **Alain Zoller**  
Results: **POSITIVE**

Directive: **CIVL COMPETITION CLASS | CCC / 2015 Edition / Revision 3.5 / CIVL 01 Sept 2014**

The test specimen is attached to the electronic sensors on the tow vehicle.

A controller is positioned on the tow vehicle in order to operate the paraglider control lines to stabilize the wing.

The speed of the vehicle is increased as gradually as possible, enabling the controller to obtain satisfactory stabilisation of the flight path of the paraglider.

When the paraglider has stabilized, the speed is increased gradually until either:

- 1) the measured load exceeds a load factor of eight times the maximum total weight in flight recommended by the manufacturer, for a minimum cumulative duration of 3 s; or
- 2) five peaks separated by at least 0,3 s are obtained above ten times the maximum total weight in flight recommended by the manufacturer, in one run.

#### TEST ATMOSPHERE AGL

[C°] **4**  
RH [%] **69**  
[hPa] **1001**  
Wind [m/s] **0.5**

#### RESULTS

Required breaking strength value for 3s at 8g [N]	<b>10202.40</b>	
Required breaking strength value for 5 pics at 10g [N]	<b>12753.00</b>	
Required breaking strength value for 3s at 8g at coef. 0.9 [N]	<b>9182.16</b>	
Required breaking strength value for 5 pics at coef. 0.9 [N]	<b>11477.70</b>	
Uncertainty K=2 [%]	<b>0.5</b>	
Calculated cumulative duration breaking strength value [s]	<b>3.19</b>	
Calculated max load value with 3 sec or five peaks [kg]	<b>130.50</b>	<b>0</b>

Calculated value include the value minus the uncertainty (on safe side) / The uncertainty stated is the expanded uncertainty obtained by multiplying the standard uncertainty by the coverage factor k = 2. The value of the measurand lies within the assigned range of values with a probability of 95%.

The validation of this test report is given by the signature of the test manager on inspection certificate 71.8.1

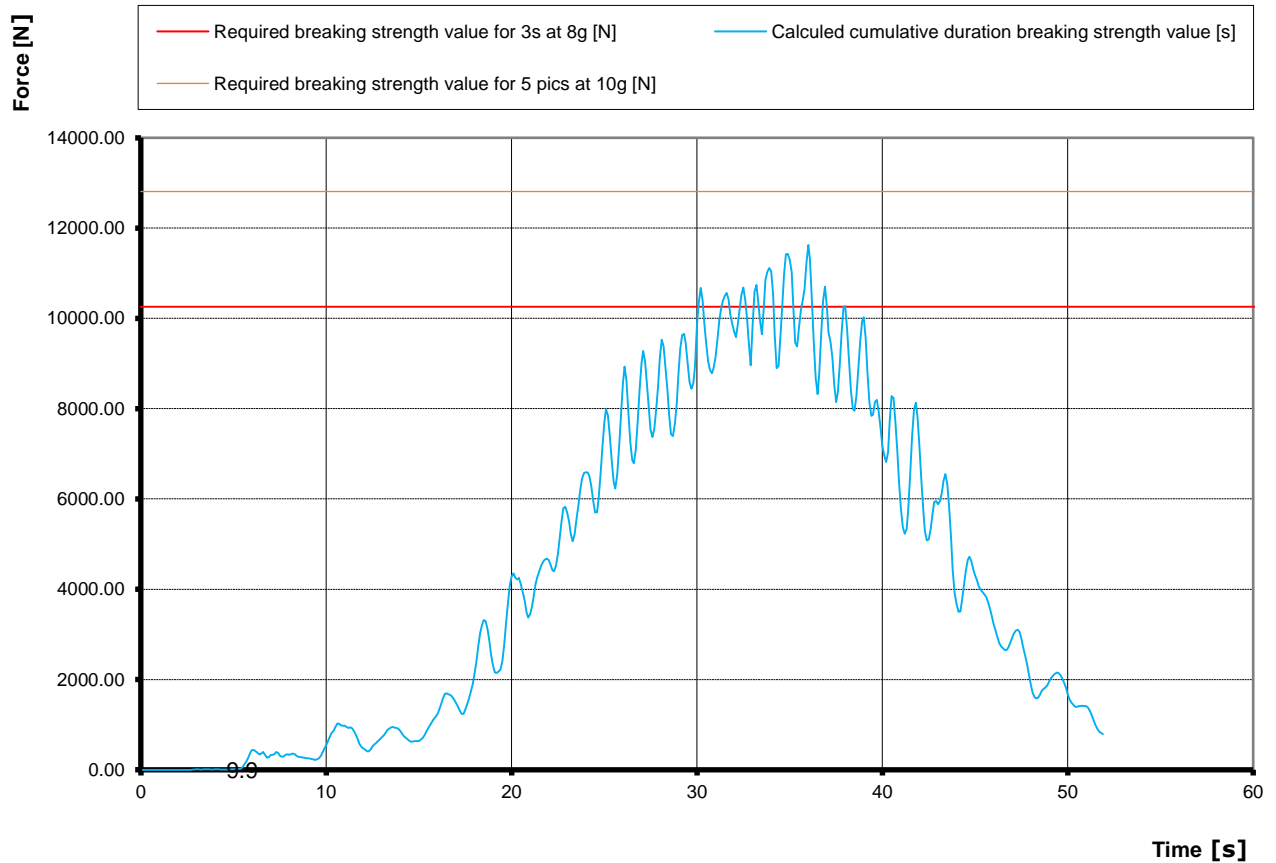
# SUSTAINED LOADING TEST

# TEST REPORT PGCCC 2

## PG PARAGLIDERS

Test report ref. number: **CCC\_016\_2016**

### GRAPHIQUE LOAD



### DETAILED RESULTS

Calculated max load value with cumulative 3 sec [kg] **130.50**  
 Calculated max load value with cumulative 3 sec [kg] **1280.21**

Calculated max load value with five peaks [kg] **106.70**  
 Calculated max load value with five peaks [kg] **1046.70**

Calculated value include the value minus the uncertainty (on safe side) / The uncertainty stated is the expanded uncertainty obtained by multiplying the standard uncertainty by the coverage factor k = 2. The value of the measurand lies within the assigned range of values with a probability of 95%.

Instruments	Manufacturer	Type nr.	S/N
Load sensor	HBM	1-S9M/50KN-1	31314652
Geos n°11 Skywatch	JDC	Geos n° 11	0022

The validation of this test report is given by the signature of the test manager on inspection certificate CCC Inspection certificate / 71.8.1 CCC

# Canopy dimensions REPORT

CCC 1

Test report ref. number: **CCC\_016\_2016**

Name: **CODEN PRO** Place: **Villeneuve** [C°] **22**  
 Size: **23** Date of measurement: **30.05.2016** RH [%] **53**  
 Maximum load [kg]: **115** Inspector: **Gilles Berruex** [hPa] **1010**  
 Serial number: **P-133731**  
 Date of reception: **18.05.2016** Results: **POSITIVE**

CIVL COMPETITION CLASS | CCC / 2015 Edition / Revision 3.5 / CIVL 01 Sept 2014

## Canopy dimensions

	RIB nb from center	Measure mm	Tension	Tolerances
Full Span		13094	3KG	2%
1/2 Trailing Edge		6638	3KG	1%
Chord A	1	2261	25	1%
Chord B	23	1883	3KG	1%

Aspect ratio 4*span / (chord A+2.5*Chord B)
7.52

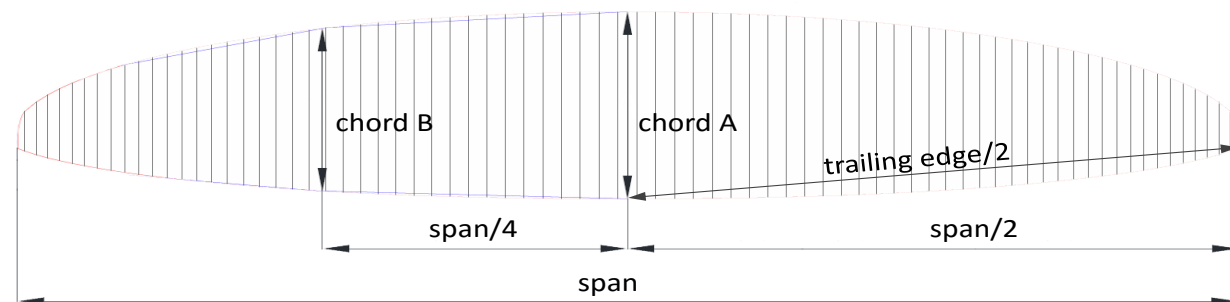
Nbr cells (total)
98

## Chord length, inlet position, tabs position measured from trailing edge.

First fully lined RIB of group 1 (from center)				
	Rib n°	Distance	Tension	Tolerances
Chord	3	2248	3KG	+/-10mm
Top of inlet	3	2152	3KG	+/-10mm
Bottom of inlet	3	2125	3KG	+/-10mm
Tab Aa	3	1940	3KG	+/-10mm
Tab Ab	3	1832	3KG	+/-10mm
Tab B	3	1013	3KG	+/-10mm
Tab C	3	730	3KG	+/-10mm

First fully lined RIB of group 2 (from center)				
	Rib n°	Distance	Tension	Tolerances
Chord	23	1883	3KG	+/-10mm
Top of inlet	23	1804	3KG	+/-10mm
Bottom of inlet	23	1781	3KG	+/-10mm
Tab Aa	23	1620	21.04.2016	+/-10mm
Tab Ab	23	1537	3KG	+/-10mm
Tab B	23	836	3KG	+/-10mm
Tab C	23	599	3KG	+/-10mm

Last lined rib (stabilo) (from center)				
	Rib n°	Distance	Tension	Tolerances
Chord	47	685	3KG	+/-10mm
Tab A	47	588	3KG	+/-10mm
Tab B	47	340	3KG	+/-10mm



The validation of this test report is given by the signature of the test manager on inspection certificate CCC Inspection certificate / 71.8.1 CCC

# Line plan REPORT

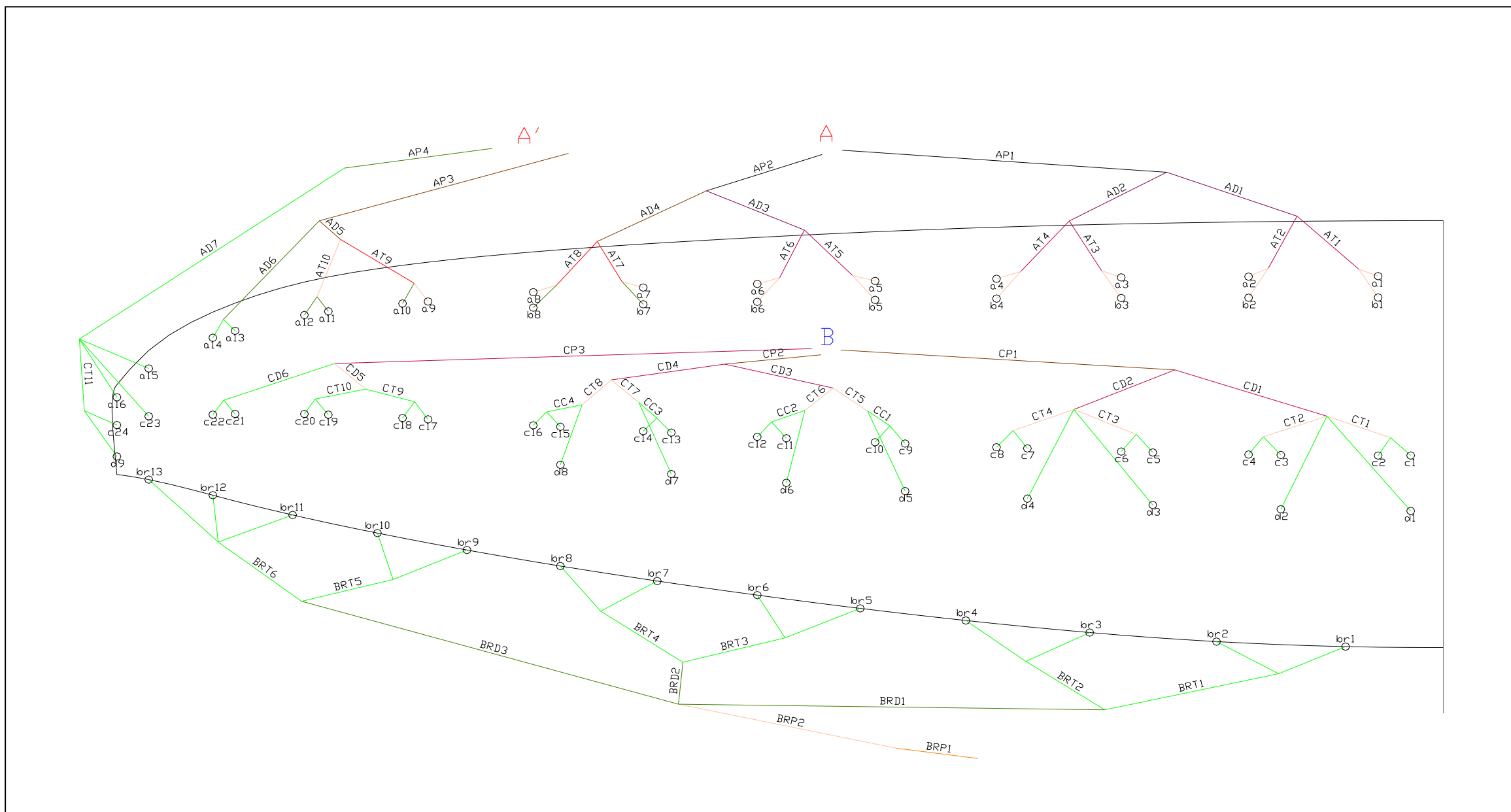
CCC 2

Test report ref. number: **CCC\_016\_2016**

Name: <b>CODEN PRO</b>	Place: <b>Villeneuve</b>	[C°] <b>22</b>
Size: <b>23</b>	Date of measurement: <b>30.05.2016</b>	RH [%] <b>53</b>
Maximum load [kg]: <b>115</b>	Inspector: <b>Gilles Berruex</b>	[hPa] <b>1010</b>
Serial number: <b>P-133731</b>		
Date of reception: <b>18.05.2016</b>	Results: <b>POSITIVE</b>	

CIVL COMPETITION CLASS | CCC / 2015 Edition / Revision 3.5 / CIVL 01 Sept 2014

## Line plan



The validation of this test report is given by the signature of the test manager on inspection certificate CCC Inspection certificate / 71.8.1 CCC

# Line measurement

CCC 3

Test report ref. number: CCC\_016\_2016

Name: **CODEN PRO** Place: **Villeneuve** [C°] **22**  
 Size: **23** Date of measurement: **30.05.2016** RH [%] **53**  
 Maximum load [kg]: **115** Inspector: **Gilles Berruex** [hPa] **1010**  
 Serial number: **P-133731**  
 Date of reception: **18.05.2016** Results: **POSITIVE**

CIVIL COMPETITION CLASS | CCC / 2015 Edition / Revision 3.5 / CIVL 01 Sept 2014

## ABSOLUTE LINE LENGHT from inner riser to canopy in [mm] with 50 [N] of tension

	A			A'			B			B'			ST			BRAKE+STRAP			FL
	Manual	Glider	Diff	Manual	Glider	Diff	Manual	Glider	Diff	Manual	Glider	Diff	Manual	Glider	Diff	Manual	Glider	Diff	Glider
<b>Center</b>																			
1	8171	8170	-1	8143	8140	-3	8178	8178	0	8276	8276	0	7174	7174	0	8651	8654	3	7699
2	8027	8021	-6	7999	7996	-3	8108	8108	0	8101	8101	0	7163	7163	0	8302	8306	4	7539
3	7991	7987	-4	7964	7962	-2	8005	8005	0	8052	8052	0	7106	7106	0	8077	8079	2	7489
4	8057	8057	0	8036	8036	0	7996	7996	0	8088	8088	0	7124	7124	0	8052	8056	4	7549
5	7972	7970	-2	7951	7948	-3	7960	7960	0	8062	8062	0	7223	7223	0	7854	7859	5	7440
6	7800	7798	-2	7781	7779	-2	7955	7955	0	7872	7872	0				7731	7734	3	7270
7	7732	7730	-2	7714	7711	-3	8012	8012	0	7803	7803	0				7660	7664	4	7195
8	7768	7768	0	7755	7753	-2	8057	8057	0	7813	7813	0				7804	7807	3	7210
9	7555	7552	-3				7975	7975	0							7659	7664	5	6998
10	7500	7495	-5				7910	7910	0							7634	7640	6	6833
11	7401	7397	-4				7791	7791	0							7612	7613	1	6731
12	7398	7396	-2				7786	7786	0							7791	7791	0	6734
13	7328	7326	-2				7729	7729	0							8041	8041	0	
14	7326	7323	-3				7715	7715	0										
15							7754	7754	0										
16							7793	7793	0										CL n/a
17							7577	7577	0										
18							7519	7519	0										RFL
19							7416	7416	0										736
20				Risers :	<b>A'</b>		7414	7414	0										
21							7326	7326	0										
<b>Wing tip</b>							7325	7325	0										

Uncertainty k2 of measurement **3.00** [mm]

Total length measured from the underside of the wing to the inner edge of the risers and with a tension of 50 [N]

The validation of this test report is given by the signature of the test manager on inspection certificate CCC Inspection certificate / 71.8.1 CCC

# Risers measurement REPORT

CCC 4

## Riser length Manual with carabiner

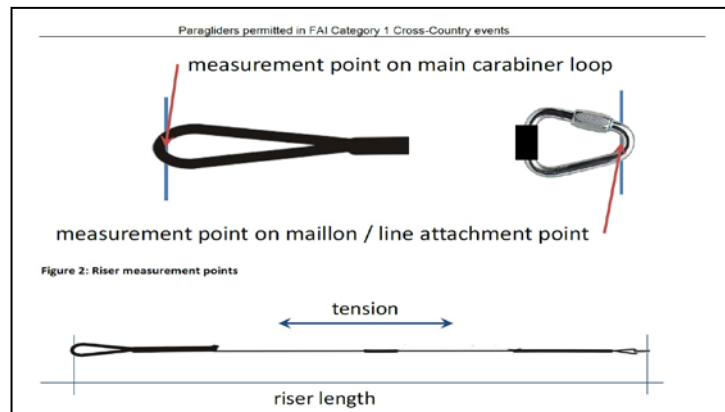
Riser length Manual with carabiner in [mm] with 50 [N] of tension

	A	A'	B			calculated $\Delta t$	Tension	Tolerances	Attachment rod diameter in mm
Neutral	533	530	530			3 mm	5 [kg]	+/-5mm	5

Full speed setting		
A-A'	67	+/-5mm
A-B	138	+/-5mm

Full speed setting		Tolerance s
A'-B	71	+/-5mm

Total speed Range ( $\Delta a + \Delta t$ )	141	+/-5mm
04.01.2017		



## Riser draw



The validation of this test report is given by the signature of the test manager on inspection certificate CCC Inspection certificate / 71.8.1 CCC



Dear Sujan,

The tracking is CF003091076CH

I would like to come back to the modification of fabric on the Octagon we did months ago.

We got the Order Form from you 2015/11/16 according to different phone calls.

We did the confirmation in flight 2015/11/23 and load test 2015/12/17, everything was OK and conform to the requirements

But we forgot to update properly the documentation, especially about the weight of the rescue (all sizes). Many points should be corrected asap for to clarifying the situation and for to update the files in archives. For that an update is necessary from your part:

The User's Manual, update the fabric and also please put a version with date of your User's Manual "packing".

We need to have physically all sizes concerning the modification of the fabric for to update the weight and also to check the area in square meter. Seem they have some misunderstanding with this topic. I'll forward the email to Dominique Cizeau (Niviuk) maybe the Swiss importer can provide the rescue.

From our part, we'll update all documentation concerning the products directly linked by this modification and send you an official confirmation "statement".

Sorry for troubles and I'm sure we'll find fast answer of everything.

Stay in contact and I send you my best regards

Alain

Line quality

Test report ref. number: <b>CCC_016_2016</b>				
Name: <b>CODEN PRO</b>	Place: <b>Villeneuve</b>	[C°] <b>22</b>	CIVL COMPETITION CLASS   CCC / 2015 Edition / Revision 3.5 / CIVL 01 Sept 2014	
Size: <b>23</b>	Date of measurement: <b>30.05.2016</b>	RH [%] <b>53</b>		
Maximum load [kg]: <b>115</b>	Inspector: <b>Gilles Berruex</b>	[hPa] <b>1010</b>		
Serial number: <b>P-133731</b>				
Date of reception: <b>18.05.2016</b>	Results: <b>POSITIVE</b>			

Table of lines quality

CodenPro-23

CodenPro-23

The tables / Tables / Tabele:

The individual lengths and type of line

La longueur et le type de chaque ligne

Długości i rodzaj poszczególnych linek

	a	b	c	d	br
1	256	231	259	1661	768
2	257	231	187	1489	416
3	255	230	218	1474	533
4	255	232	207	1509	509
5	252	231	212	971	529
6	253	231	206	790	403
7	252	229	185	734	333
8	249	229	232	716	480
9	230		235	315	452
10	170		168	#####	424
11	177		209		427
12	172		202		602
13	168		210		851
14	167		196		
15	576		182		
16	509		222		
17			223		
18			166		
19			172		
20			170		
21			167		
22			167		
23			565		
24			212		

The total lengths

Longueur des suspentes

Sumaryczna długość linek

	a	b	c	d	br
1	8171	8143	8178	8276	8651
2	8027	7999	8108	8101	8302
3	7991	7964	8005	8052	8077
4	8057	8036	7996	8088	8052
5	7972	7951	7960	8062	7854
6	7800	7781	7955	7872	7731
7	7732	7714	8012	7803	7660
8	7768	7755	8057	7813	7804
9	7555		7975	7223	7659
10	7500		7910		7634
11	7401		7791		7612
12	7398		7786		7791
13	7328		7729		8041
14	7326		7715		
15	7174		7754		
16	7106		7793		
17			7577		
18			7519		
19			7416		
20			7414		
21			7326		
22			7325		
23			7163		
24			7124		

	AT	BT	CT	CC	BRT
1	1236		1328	663	1580
2	1088		1195	507	1240
3	1076		1189	461	1069
4	1149		1267	489	1069

Technora A 8000U-050 70mm loops:

XXXX

Technora A 8000U-050:

XXXX

5	1152		393		715
6	981		388		690
7	917		386		
8	958		414		
9	789		739		
10	680		634		
11			324		

Technora A 8000U-070 70mm loops:

XXXX

Technora A 8000U-070:

XXXX

Technora A 8000U-090:

XXXX

Technora A 8000U-120:

XXXX

Technora A 8000U-130:

XXXX

Technora A 8000U-200:

XXXX

Technora A 8000U-230:

XXXX

Technora A 8000U-280:

XXXX

Technora A 8000U-360:

XXXX

TSL00-0090-086:

XXXX

TSL00-0190-059:

XXXX

	AD	BD	CD	DD	BRD
1	1036		937		2387
2	1013		904		2337
3	769		923		2581
4	747		906		
5	941		899		
6	1518		1425		
7	5267				

	AP	BP	CP	DP	BRP
1	5209		5193		1900
2	5369		5317		1984
3	5145		5236		
4	810				

# Drawings

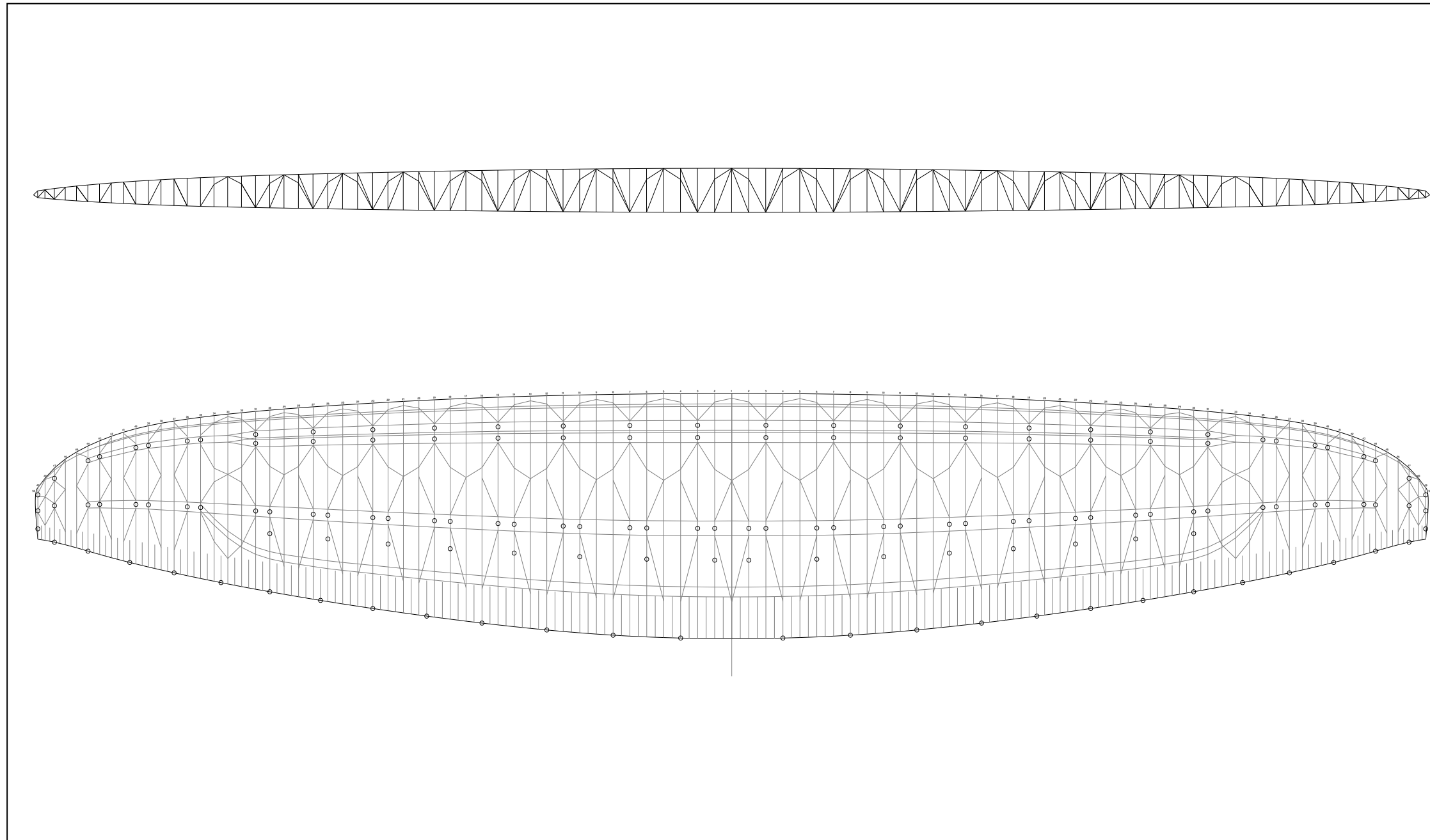
CCC 6


Test report ref. number: CCC\_016\_2016

Name: <b>CODEN PRO</b>	Place: <b>Villeneuve</b>	[C°] <b>22</b>
Size: <b>23</b>	Date of measurement: <b>30.05.2016</b>	RH [%] <b>53</b>
Maximum load [kg]: <b>115</b>	Inspector: <b>Gilles Berruex</b>	[hPa] <b>1010</b>
Serial number: <b>P-133731</b>		
Date of reception: <b>18.05.2016</b>	Results: <b>POSITIVE</b>	

CIVL COMPETITION CLASS | CCC / 2015 Edition / Revision 3.5 / CIVL 01 Sept 2014

## Tension bands, Diagonals and internal structure, Mini rib position, Inlet shape





The validation of this test report is given by the signature of the test manager on inspection certificate CCC Inspection certificate / 71.8.1 CCC