



*Fédération
Aéronautique
Internationale*

Competition Rules

For

Canopy Piloting

2013 Edition
Effective 01 March 2013

*Maison du Sport International
Av. de Rhodanie 54
CH-1007 Lausanne
(Switzerland)
Tél. +41 (0)21 345 10 70
Fax +41 (0)21 345 10 77
E-mail: sec@fai.org
Web: www.fai.org*

FEDERATION AERONAUTIQUE INTERNATIONALE

Maison du Sport International, Av. de Rhodanie 54, CH-1007 Lausanne Switzerland.

Copyright 2013

All rights reserved. Copyright in this document is owned by the Fédération Aéronautique Internationale (FAI). Any person acting on behalf of the FAI or one of its Members is hereby authorized to copy, print, and distribute this document, subject to the following conditions:

1. The document may be used for information only and may not be exploited for commercial purposes.
2. Any copy of this document or portion thereof must include this copyright notice.

Note that any product, process or technology described in the document may be the subject of other Intellectual Property rights reserved by the Fédération Aéronautique Internationale or other entities and is not licensed hereunder.

RIGHTS TO FAI INTERNATIONAL SPORTING EVENTS

All international sporting events organised wholly or partly under the rules of the Fédération Aéronautique Internationale (FAI) Sporting Code¹ are termed FAI International Sporting Events². Under the FAI Statutes³, FAI owns and controls all rights relating to FAI International Sporting Events. FAI Members⁴ shall, within their national territories⁵, enforce FAI ownership of FAI International Sporting Events and require them to be registered in the FAI Sporting Calendar⁶.

An event organiser who wishes to exploit rights to any commercial activity at such events shall seek prior agreement with FAI. The rights owned by FAI which may, by agreement, be transferred to event organisers include, but are not limited to advertising at or for FAI events, use of the event name or logo for merchandising purposes and use of any sound, image, program and/or data, whether recorded electronically or otherwise or transmitted in real time. This includes specifically all rights to the use of any material, electronic or other, including software, that forms part of any method or system for judging, scoring, performance evaluation or information utilised in any FAI International Sporting Event⁷.

Each FAI Air Sport Commission⁸ may negotiate agreements, with FAI Members or other entities authorised by the appropriate FAI Member, for the transfer of all or parts of the rights to any FAI International Sporting Event (except World Air Games events⁹) in the discipline¹⁰, for which it is responsible¹¹ or waive the rights. Any such agreement or waiver, after approval by the appropriate Air Sport Commission President, shall be signed by FAI Officers¹².

Any person or legal entity that accepts responsibility for organising an FAI Sporting Event, whether or not by written agreement, in doing so also accepts the proprietary rights of FAI as stated above. Where no transfer of rights has been agreed in writing, FAI shall retain all rights to the event. Regardless of any agreement or transfer of rights, FAI shall have, free of charge for its own archival and/or promotional use, full access to any sound and/or visual images of any FAI Sporting Event. The FAI also reserves the right to arrange at its own expense for any and all parts of any event to be recorded, filmed and/or photographed for such use, without payment to the organiser.

-
- 1 FAI Statutes, Chapter 1, para. 1.6
 2 FAI Sporting Code, Gen. Section, Chapter 3, para 3.1.3.
 3 FAI Statutes, Chapter 1, para 1.8.1
 4 FAI Statutes, Chapter 2, para 2.1.1; 2.4.2; 2.5.2 and 2.7.2
 5 FAI By-Laws, Chapter 1, para 1.2.1
 6 FAI Statutes, Chapter 2, para 2.4.2.2.5
 7 FAI By-Laws, Chapter 1, paras 1.2.2 to 1.2.5
 8 FAI Statutes, Chapter 5, paras 5.1.1, 5.2, 5.2.3 and 5..2.3.3
 9 FAI Sporting Code, Gen. Section, Chapter 3, para 3.1.7
 10 FAI Sporting Code, Gen. Section, Chapter 1, paras 1.2. and 1.4
 11 FAI Statutes, Chapter 5, para 5.2.3.3.7
 12 FAI Statutes, Chapter 6, para 6.1.2.1.3

1. FAI Authority

The competition will be conducted under the authority granted by the FAI, according to the regulations of the Sporting Code of the FAI, General Section, and Section 5 as approved by the IPC and validated by the FAI, and these rules. All participants accept these rules and the FAI regulations as binding by registering in the competition.

2. Definitions of Words and Phrases used in these Rules

2.1 Course: The designated path, which competitors must navigate, formed by Gates and sidelines in accordance with the details of Addenda A, B, C and D.

2.2 Gate: Consists of two markers or electronic sensors separated laterally by a variable distance as specified in Addendum A.

2.3.1 Entry Gate (G1) is the Gate at the start of the course

2.3.2 Exit Gate (G5) is the last of the gates on the course

2.3.3 Water Gates (G1, G2, G3, G4): The gates located on the water portion of the course.

2.3 Course markers: Objects that mark and indicate the boundaries of the course as indicated in Addendum A.

2.4 Scoring Gates The entry gate G1 and the exit gate G5 are scored when any part of the competitor's body breaks the imaginary plane between the markers that make up the gate.

2.5 Body: The human anatomical structure.

2.6 Vertical Extension (VE): When a competitor passes between but above the Course Markers that make up a Gate, so that no part of the body breaks the imaginary plane between these markers

2.6.1 In the Speed events all Gates (G1-G5) are subject to VE.

2.6.2 In the Distance and Accuracy events only G1 and G5 are subject to VE.

2.7 Marker Strike (MS): In all events, when any part of the competitor's body or equipment contacts a course marker or sensor and causes them to become non-functional or need repair of any description, as determined by the Chief Judge (CJ) or Event Judge (EJ)

2.8 Zones: In the Accuracy Event, Zones are landing areas within the boundaries of the course, which have assigned point values as specified in Addendum D

2.9 Minimum Result: Zero points (see 9.3).

2.10 Closing the course: For any reason, such as excessive wind speeds or an accident, the course will be closed with a floatable, orange smoke canister placed at the beginning of the course or other location mentioned during the pre-event competitors' briefing.

2.10.1 If the course is closed competitors are not allowed to navigate the course, but should endeavour to stay outside the course, if it is safe to do so.

2.10.2 If it is not safe to stay outside the course and/or an alternative landing area is not available, the competitor may make a normal non-aggressive landing on the course.

2.10.3 A competitor complying with 2.10.1 or 2.10.2 will be granted a rejump. A competitor not complying with 2.10.1 or 2.10.2 as decided by the CJ will receive the Minimum Result for that round.

2.11 Course Technical Director: A person proficient in course planning, appointed by the Organiser and accepted by the IPC Canopy Piloting Committee for that position. The Course Technical Director is responsible for planning, setup and maintenance of the courses before and during the competition.

2.12 Safety areas: The areas outside the course as specified in Addendum A.

2.13 Landing: The landing starts with the contact (excluding Dragging Water) of any part of the competitor's body with the earth's surface (including grass, ground, trees and water) and ends with a complete stop.

2.13.1 A water landing occurs when the competitor lands in the water, but excludes Dragging Water

2.13.2 Stand-up landing (UP): A landing performed where no part of the body other than the feet come in contact with the earth's surface.

2.14 Surface Contact: The point at which any part of the competitor's body comes in contact with any part of the earth's surface, including grass, ground, trees and water.

2.15 Canopy situations

2.14.1 Kited (Kiting): The competitor keeps the parachute canopy (excluding the pilot chute) flying without any surface contact by the canopy.

2.14.2 Canopy Down (CD) A situation in all events, in which a competitor has scored G1 and the competitor's parachute canopy (except the pilot-chute) comes into contact with the earth's surface during navigation of the course and before having exited through G5. This will end the performance of the competitor in this round with the application of a Default Result (DR).

2.16 Dragging Water: To clearly show surface contact with water with any part of the body

2.16.1 Dragging a Watergate: To clearly show uninterrupted contact with the surface of the water with any part of the body through the imaginary line running across the surface of the water between the front edge of the markers, which make up the gate.

2.17 Default Result (DR): The competitor has scored G1 but would otherwise receive the Minimum Result. In this case the competitor will be given a DR of 3 points.

2.18 Score: Performance achievement as determined by the Judges' evaluation; e.g seconds in Speed, metres in Distance and points in Accuracy.

2.19 Result: The point value of a Score, after applying the calculation procedure in 9.3 or the points resulting from a DR or Minimum Result

2.20 Abbreviations:

CZ Center Landing Zone in Accuracy

ME Missed Entry gate either by VE or OC

MX Missed Exit Gate either by VE or OC

NW No Water-drag

NZ Neutral Zone between the waterline and G5 in Accuracy

OC Off Course Landing

OF Out Flying, when no part of the body remains on or within the course-sidelines in Speed.

OPP Official Practice Period

Z 1 to Z8 Landing Zones required for Accuracy

3. THE EVENTS

3.1 Scoring Process

3.1.1 In the Distance Event, the scoring process is initiated by dragging water at any point before G1 or when passing through G1 in order to navigate the course.

3.1.2 In Speed and Accuracy Event the scoring process is initiated by scoring G1 and continues by navigating the course according to the specific event rules.

3.2 Objective of specific Events

3.2.1 Objective of Speed Event: To navigate a parachute through G1 and continue through the course to G5 in as fast a time as possible, after having met the requirements for Speed.

3.2.2 Objective of Distance Event: To navigate a parachute through G1 and continue to a landing within the boundaries of the course, having met the requirements for Distance.

3.2.3 Objective of the Accuracy Event: To achieve a precision landing in the Zones by navigating a parachute through gates G1 to G5, whilst dragging the water surface through as many of the gates G1, G2, G3, G4 as possible.

3.3 Determination of the winners.

3.3.1 Speed Event: The winner is the competitor with the highest result in cumulative points for all of the completed Speed Event rounds.

3.3.2 Distance Event: The winner is the competitor with the highest result in cumulative points for all of the completed Distance Event rounds.

3.3.3 Accuracy Event: The winner is the competitor with the highest result in cumulative points for all of the completed Accuracy event rounds.

3.4 Combined Champion see paragraph 9.2.

4. GENERAL RULES

4.1 Equipment

4.1.1 A hard-shell protective head covering must be worn by all competitors. Full-face helmets must have the visor removed.

4.1.2 All competitors must wear footwear that covers the whole foot.

4.1.3 Failure to wear protective head covering and footwear as per 4.1.1. and 4.1.2. while navigating a competition course will result in the Minimum Result for that round.

4.1.4 Protective body equipment may be worn and is strongly recommended. This must be of the type that will not hinder the competitor's parachute equipment or compromise safety.

4.1.5 The competitor's normal dressed weight, including parachute equipment (DWIPE), but not including additional weights, is recorded and used as a basis to define the maximum amount of additional individual weight (AIW) in accordance with the list in Addendum E. AIW will also be recorded.

4.1.5.1 Random checks of the AIW allowed will be performed either before or after a jump and will be checked/recorded by a person designated by the FAI Controller. Any competitor in excess of the AIW allowed will receive the Minimum Result for that round.

4.1.5.2 A competitor will be allowed a variation of one additional kilogram of bodyweight above the recorded DWIPE. The organiser must provide the scale used for weight checks. The scale must be available before and during the OPP and during competition days so that competitors have the opportunity to check their weight values.

4.1.5.3 All additional weight components must have a single-handed quick-release system, must not come loose by itself, and may only be used if acceptable to the FAI Controller.

4.2 Safety issues

4.2.1 Awareness

During all events, a person appointed by the Chief Judge shall be positioned on or near the course to warn of approaching competitors. This person shall be equipped with an audible warning device of sufficient decibel levels to make Judges and support personnel aware of possible danger by giving

- 1) Three (3) short signals indicating the exit of competitors out of the aircraft,
- 2) One (1) long signal, when the competitor initiates the turn into the final approach.

At this time the Judges and any support personnel must take their assigned positions alongside the course.

4.2.2. Safety violation

4.2.2.1 The first safety violation by a competitor will result in a yellow card (YC) warning from the Chief Judge to that competitor. YCs will be issued for unsafe actions such as (but not limited to): low turns or low approaches into the course, crowding or cutting off of lower competitors or erratic canopy control.

4.2.2.2 A second safety violation, resulting in a second YC, is the equivalent of the issuance of a red card (RC).

4.2.2.3 A RC may be issued by the CJ or the FAI Controller without a prior YC warning for any action that presents immediate danger to the competitor or others on the ground.

Examples of this include low approaches over the crowd or flying the canopy in an uncontrolled manner into any person outside the course.

The issuance of a RC will result in the disqualification of the competitor from further participation in the competition, including the deletion of any competition results already achieved.

4.2.2.4 Safety violations observed during the OPP may result in a warning given to the competitor by the CJ or FAI Controller that further safety violations may result in a YC or RC,

4.2.2.5 After landing, competitors shall exit the course immediately. If a competitor does not comply with this rule the competitor will get the Minimum Result for that round unless the circumstances are beyond the competitors' control, as determined by the CJ or EJ

4.3 Jump Order

4.3.1 By mutual agreement of the Meet Director and the CJ, one event may be completed prior to the beginning of another. No event holds priority over any other event.

4.3.2 The order of exit passes will be rotated by 20%, rounded down, with the start of a new round on a later day. An uncompleted round will be continued where it has been left off with no rotation applied. By decision of the Meet Director, the order of exit passes may be rotated also between events, applying the same procedure.

4.3.3 The organiser must provide the opportunity for practice jumps for the competitors on all event courses during the OPP. The OPP shall be a minimum of 3 days prior to the official date of the start of the competition. The dates for the OPP must be included in the Official Information Bulletins.

4.3.4 At the discretion of the CJ practice jumps will be judged by the Official Panel of Judges together with any Judges in Training under supervision of the CJ or Chief of Judge Training. The CJ will announce the time period during which the relevant events will be judged during the OPP.

4.4 Exit Order

4.4.1 Aircraft load and pass assignment for the first round shall be determined from the results of the most recent FCE (WPC/World Cup). Those participants will be grouped in reverse order of placing and will jump at the end of the round. Those, who did not compete in the most recent FCE, will be grouped by blind draw and shall jump at the beginning of the round. Number consolidation will take place if a previous competitor is not in attendance. The Meet Director may make an updated reverse order of placing for the final round (Round 9) of the competition.

4.4.2 Within an exit pass, the exit order will be determined by the competitors, supervised and recorded by a person designated by the CJ, who must be notified, before the 15-minute-call prior to boarding, of any subsequent change in the order of exit.

4.4.3 The exit delay between competitors must be such as to ensure safe separation and time to allow for any judging and course maintenance. Any competitor in violation of this rule, as determined by the CJ, will receive the Minimum Result and may also receive a YC.

4.4.4 Competitors must enter the course in order of exit. Any competitor violating this rule, as determined by the CJ, or not having notified the CJ of a subsequent change in the order of exit before the time required in 4.4.2 and 4.7, will receive the Minimum Result and may also receive a YC. However if it is not possible to enter the course in order of exit due to circumstances beyond the control of the competitor, and provided there is no conflict with other competitors, the competitor may enter the course and receive the assessed score.

4.4.5 The aircraft pilot will signal the competitors when they are clear to exit. All the competitors will be briefed on the specific exit and spotting signals at the pre-event competitors' meeting.

4.5 Exit Altitude

4.5.1 The minimum exit altitude with 1 or 2 competitors on one pass shall be 1200 metres AGL

4.5.2 The minimum exit altitude with 3 or 4 competitors on one pass shall be 1500 metres AGL.

4.5.3 The minimum exit altitude with 5 or 6 competitors on one pass shall be 1750 metres AGL.

4.6 Equipment problem interference

4.6.1 A control problem is a condition of the parachute that makes it virtually impossible to attempt a safe approach to the course.

4.6.2 A competitor experiencing a control problem or malfunction requiring the use of the reserve canopy must make no attempt to navigate the course and must utilize an alternate landing area, if possible

4.6.3 A malfunction of the main parachute canopy, that creates a control problem for a competitor not requiring canopy release, may merit a re-jump. In this case the competitor shall make no attempt to land on the course.

4.6.4 A qualified person, appointed by the CJ, shall make an inspection of the equipment immediately after the competitor has landed to confirm that the competitor did suffer a malfunction that was not created by the competitor himself (i.e. packing error). The competitor will not disturb the canopy condition prior to inspection.

4.6.5 A competitor will be granted only one re-jump during the competition, by reason of equipment problems causing interference.

4.7 Re-jumps.

Each competitor, who is granted a re-jump, must receive a Re-Jump Form to be handed in to the Meet Director or competition manifest. The competitor must make the re-jump at the earliest opportunity and must inform the CJ, before the 15-minute-call prior to boarding the aircraft, on which load and in which exit order the re-jump will be performed, otherwise 4.4.4 will apply.

4.7.1 Re-jumps due to weather conditions:

4.7.1.1 If the winds exceeds the maximum limit at any time in the period after the competitor initiates the turn to final approach, and ending when the competitor passes the G5 markers no score will be awarded and the competitor shall make a re-jump for this round.

4.7.1.2 If the competitor experiences adverse weather conditions, as determined by the CJ or EJ, the competitor may be offered a re-jump.

4.7.1.3 A competition may be suspended if the CJ or FAI Controller deems that the existing wind or weather conditions may pose a danger to competitors.

4.7.2. Re-jumps due to other interference:

4.7.2.1 A competitor who suffers interference from other competitors, jumpers or aircraft, either on the ground or in the air, may be offered a re-jump by a decision of the CJ or EJ.

4.7.2.2 Any other competitor suffering interference as a result of a competitor not clearing the course immediately may be offered a re-jump, at the sole discretion of the CJ or EJ.

4.7.2.3 If two or more competitors approach and/or enter the course close together and in the process create interference between each other, a re-jump may be offered to one or more competitors, at the sole discretion of the CJ or EJ.

4.7.3 Handling of technical interference.

Malfunctions of the electronic timing and scoring system in the Speed Event, preventing a score will result in a re-jump for those competitors affected.

4.8 Handling of Marker-Strikes

If a course marker has been rendered non-functional and cannot be repaired before the next competitor navigates the course, the next competitor(s) will be awarded a re-jump only if the damaged course marker, by decision of the CJ or EJ, adversely affects the scoring process for a competitor.

4.9 Wind conditions and indicators

4.9.1 The maximum allowable wind speed in Canopy Piloting, measured by an anemometer, is 7 m/s in any direction on the competition course.

4.9.2 There must be an anemometric wind measuring system, located in accordance with SC5, 4.3.5, that shall be checked at 10-minute intervals. If the winds exceed 5 metres per second it shall be monitored constantly until the winds have remained below 5 metres per second for at least 15 minutes.

4.9.3 If there is a change in the wind direction of more than 90 degrees within 2 seconds at a wind speed of more than 5 m/s and automatically recorded by an electronic device, a competitor landing within 30 seconds after the wind change must be offered a re-jump. The competitor's decision for the re-jump must be made within 15 seconds of being advised that he has a choice; otherwise the score is considered valid and accepted.

4.9.4 A windsock shall be positioned within 50 metres of the course and must be fully visible for competitors approaching the course. The windsock must be capable of responding to winds of at least 2 m/s and shall be acceptable to the CJ.

4.9.5 A wind direction indicator (streamer) mounted on a pole near, and within 20 metres of G1 that is capable of responding to winds of less than 2 m/s, shall be placed by the CJ or EJ.

4.9.6 The CJ or EJ will decide the positions of the wind indicating devices. This decision is not subject to protest.

5. RULES SPECIFIC TO THE SPEED EVENT

5.1 The course must be laid out as to Addendum B

5.2 The competitor must break the sensor beam(s) with part(s) of the body at G1 to start and at G5 to stop the timing.

5.3 Some part of the competitor's body must pass between the course markers to score G1 through G5.

5.4 Landing before the end of the course is permitted however, the competitor must keep the canopy flying kited as some part of his body passes through G5 to break the sensor beam and to receive a time.

5.5 A competitor's score for a round is recorded as the time taken to navigate the course, measured to the thousandth of a second. A Video Camera may be used as an additional judging tool on the course, of which the positioning and purpose will be determined by the CJ.

5.6 VE may apply at each gate G1 to G5.

5.7 An OF may apply to all parts of the course from G1 to G5.

5.8 One primary video camera must be set up on a tripod or other fixed platform at the height of approx. 1.5 metres, allowing it to be lined up with the gates from G1 through G5 for panning the course from entry to exit gate.

6. RULES SPECIFIC TO THE DISTANCE EVENT

6.1 The course must be laid out as specified in Addendum C.

6.2 Some part of the competitor's body must pass between the course markers to score G1..

6.3 The competitors' landing must be within the boundaries of the course, indicated by sidelines, which are part of the course. Water dragging in the water part of the course or as required by 6.6 is not considered to be a landing

6.4 A competitor's score for a round is either

a) the distance from G1 to the point of ground contact during landing after G5, which is closest to G1, measured in metres to the second decimal place. or, if applicable,

b) the distance given in 8.6.2.1.

6.5 A Video Camera may be used as an additional judging tool on the course, of which the positioning and purpose will be determined by the Chief Judge.

6.6 Water dragging must be clearly shown by the competitor at any point before entering G1 or while passing through G1.

6.7 The scoring process is as per 3.1.1

6.8 An MX may apply at G5.

6.9 An OF does not apply after scoring G1, provided the landing is within the boundaries of the course.

7. RULES SPECIFIC TO THE ACCURACY EVENT

7.1 The course must be laid out as specified in Addendum D.

7.2 The competitors must pass between the course markers of G1 and proceed through G5 to attempt to land in the CZ or Z1 through Z8.

7.3 The competitors must land within the boundaries of the zones as specified in Addendum D.

7.4. The competitor must earn watergate points in order to be awarded landing zone points.

7.5 Scoring Watergates and Landing zones

7.5.1 Watergates

The competitor earns gate points for each water-gate, which has been dragged.

The water-gates have the following points:

Water-gate G1 = 21 points

Water-gate G2 = 05 points

Water-gate G3 = 08 points

Water-gate G4 = 16 points

7.5.2 Landing zones

The competitor is awarded with the score of the positive zone with the lowest value and the score of the negative zone with the highest negative value, which was touched during landing.

The landing zones have the following point values:

Neutral zone: - 20 points

Zone 1 = 11 points

Zone 2 = 19 points

Zone 3 = 27 points

Zone 4 = 34 points

Zone 5 = 41 points

Zone 6 = 46 points

CZ = 50 points

Zone 7 = - 17 points

Zone 8 = - 36 points

7.6 Sidelines are the boundaries of the course and are part of the course.

7.7 Zone Demarcation Lines are the lines separating one zone from the adjacent zone.

7.7.1 In general the demarcation lines belong to the zone with the higher point value.

The waterline belongs to the Neutral Zone
The line between Neutral zone & Z1 is defined as part of zone 1.
The line between zone 1 & 2 is defined as part of zone 2.
The line between zone 2 & 3 is defined as part of zone 3.
The line between zone 3 & 4 is defined as part of zone 4.
The line between zone 4 & 5 is defined as part of zone 5.
The line between zone 5 & 6 is defined as part of zone 6.
The line of zone 5 and centre zone is defined as part of the centre zone.
The zone demarcation lines of the centre zone are defined as part of the centre zone.
The lines between zones 6 & centre zone & 7 are defined as part of zone 6 & centre zone.
The line between zone 7 & 8 is defined as part of zone 7.
The line ending zone 8 is defined as part of zone 8.

8. JUDGING

8.1 The Chief Judge must organize a Judges' conference prior to the start of the competition. All Judges shall attend the conference.

8.1.1 All members of the Panel of Judges must be FAI Canopy Piloting Judges.

8.1.2 Judges in Training, provided they are under the direct supervision of the Chief of Judge Training or his designee, having attended the Judge's Conference, may be used in addition to the Panel of Judges.

8.1.3 Each performance shall be judged by at least 3 members of the Panel of Judges

8.2 Judging the Events

8.2.1. A judge shall be positioned at G1 and G5 and shall indicate if a competitor does not score the gate.

8.2.2 The Judges must note if the competitor flies outside of the gates or the course or violates other rules by recording this on the score sheets, as well as a possible VR.

8.3 Judges evaluation

8.3.1 Failure to score G1 will lead to the Minimum Result for that round

8.3.2.A DR will apply to a jump as specified in 8.5, 8.6 and 8.7

8.3.3 A DR will also be given to a competitor having contact with a transmitter, sensor or fixation device causing one or all to become non-functional

8.4 Video Review

At the request of a member of the judging panel and if the VR has been recorded on the judge's score sheet, the Chief Judge or Event Judge shall order a review of the jump in question at the earliest opportunity.

8.4.1 The Video Review request will be noted on a Video Review Form, which must be handed to the Chief Judge, to initiate the VR procedure.

8.4.2 The VR panel of three persons is composed of the CJ and/or EJ, if possible the panel member that requested the review, and/or one other judge.

8.4.3 A VR cycle is comprised of a maximum of three viewings of part(s) of the jump in question and reduced speed playback may be used after the first viewing.

8.4.4 At any time during the review process and without discussion, the judges may render their decision using the following procedure.

1) confirmation of the assessment on the judge's original score-sheet

2) confirmation by method of voting process. A suitable system will be applied by CJ, like thumbs-up-thumbs down on command or by indication on paper etc.

3) Only with an unanimous decision of the VRP can the initial assessment on the score sheet be changed.

4) A majority decision of a VR leaves the initial assessment unchanged, except in the situation, in which initially NO assessment has been made for any reason on the score-sheet. Then, the majority vote will make the decision.

8.4.5 The CJ will take appropriate action with the decision of the VRP, will document it on the Video Review Form and adjust the competitor's score on the score and result list, if applicable.

8.4.6 The scores will not be final until the data and/or recording media are reviewed, if necessary. The Chief Judge shall be responsible for determining a competitor's final result and placing.

8.5 Judging Speed

8.5.1 Judges are positioned at all gates and strategically alongside the course-for recording purposes.

8.5.2 The gate-judges will indicate if a competitor has failed to score the gate.

8.5.3 A failure of the sensor system to indicate timing for any reason affecting a competitor's performance will lead to a re-jump for those competitors affected.

8.5.4 An MS leads to the application of a DR and ends the run.

8.5.5 A competitor who has scored G1 will receive a DR on this round if OC, OF, MX, MS or CD is indicated by a judge.

8.5.6 A judge or other designated person will be assigned by the CJ to operate a panning video camera for capturing the competitor's performance for later review, if needed.

8.5.7 Malfunctions of the electronic timing and scoring or video camera system, which have no influence on the competitor's performance because of ME or MX are no reason for a rejump or a protest.

8.6 Judging Distance

8.6.1 Judges are positioned at G1 and G5 and along the perimeter of the ground portion of the course to determine the point of landing.

8.6.2 Scoring:

8.6.2.1 After scoring G1 and after having met the requirements for the specific Distance Event, the following scores apply when landing in water between:

a) G1-G2 the competitor attains a result of 10 metres

b) G2-G3 the competitor attains a result of 20 metres

c) G3-G4 the competitor attains a result of 30 metres

d) G4-G5 the competitor attains a result of 40 metres

e) If a competitor does not drag water as required in 3.1.1, but otherwise has scored G1, a DR will apply

8.6.2.2 A Judge or other designated person will be assigned by the CJ to video the competitor's performance for later review, if needed.

8.6.3 If available, an electronic or video assisted measuring system will be used in the distance event. If unavailable, a metric measuring tape will be used.

8.6.4 A competitor who has scored G1 will receive a DR if MS, OC or MX is indicated by a judge.

8.7 Judging Accuracy

8.7.1 In addition to a Judge monitoring the G1, there will be one Judge assigned to each water-gate G2, G3 and G4. There will also be one assistant for the CJ and one for the EJ in the landing zones.

8.7.2 Scoring water-gates

8.7.2.1 Judges at G1, G2, G3 and G4 will be in line with the gate they are judging. They are responsible for determining whether part of the competitor's body stayed in contact with the surface of the water when passing through the imaginary line between the markers on the surface.

8.7.2.2 If available a video-assisted watergate-observation system may be added for judging purposes on one or more gates at the discretion of the Chief-Judge.

8.7.3 At G1 through G4, judges indicate by holding up the gate-number sign, when a competitor DOES NOT earn points for the respective gate.

8.7.4 The judge at G1 or at G5 will indicate an ME or MX by showing the respective signal (blue-white-checkerboard sign)

8.7.5 All indicated signals by the Judges must be recorded by 2 independent scoring units on a scoring sheet and will later be double checked.

8.7.6 The competitor's landing shall be recorded, using the abbreviation given in 2.20

8.7.7 Judges assigned to landing zones may be positioned so that they are able to evaluate more than one zone.

8.7.7.1 A landing zone Judge indicates the landing zone with the lowest value, which has been touched during the landing by the competitor.

8.7.7.2 A landing zone Judge indicates the landing zone, in which the competitor has stopped, provided that this stop occurs in a landing zone with a negative value or is OC. This procedure may need to be modified depending on the requirement of the scoring system in use.

8.7.7.3 Any (UP) is indicated by the Judge with the appropriate signal.

8.7.8 Scoring

8.7.8.1 A competitor's score for a round is the sum of watergate points, landing zone points or penalty zone points less points deducted in accordance with 8.7.9

8.7.8.2 Provided that G1 has been scored a DR will be applied in the following situations.

- a) A score calculated in 8.7.8.1 of zero or less
- b) NW on all Watergates
- c) OC, MX or MS

d) landing in water

8.7.9 A competitor failing to make a stand up landing will have a penalty of 10 points deducted from the total points achieved for that round.

8.8. Other judging responsibilities

8.8.1 All Judges shall watch for unsafe canopy flight by competitors. If a Judge witnesses what they feel was an unsafe act they shall inform the Chief Judge, so a yellow or red card may be issued, if so decided.

8.8.2 After the competitor lands those assigned to course maintenance will quickly adjust or repair the zones if necessary, and everyone will clear the course to prepare for the next competitor.

9. AWARDS

9.1 Champion of each Event: The competitor with the highest total number of points after the completed rounds in each event. In the event of a tie the competitor with the highest score in any round of the event will have the higher standing.

9.2 The Combined Champion will be the competitor with the highest total number of points from all valid events. The maximum number is 900 points.

9.3 The calculation to turn measured scores of each round into points is as follows:

The competitors are ranked in each round of each event in order of the actual score collated for this round (Distance and Accuracy, highest score first, Speed, lowest score first).

9.3.1 In Distance and Accuracy the score of the top ranked competitor in each round is set to 100%, expressed as 100 points. The remaining competitors' scores of the round are calculated as a percentage of the top ranked competitor's result – expressed in points, calculated to the third decimal place with no rounding applied.

9.3.2 In Speed each recorded time-score is raised to the power of 1.667, calculated and displayed to the third decimal with no rounding applied. The ensuing time-score of the top ranked competitor in each round is set to 100%, expressed as 100 points. The remaining competitors' scores for the round are calculated as the inverse percentage of the top ranked competitor's result - expressed in points, calculated to the third decimal place with no rounding applied.

9.4 Tie-breaks

9.4.1 If two or more competitors have the same cumulative total number of points the competitor with the higher placing in the events will have the higher standing (i.e. two firsts and a third beat one first and two seconds).

9.4.2 If there is still a tie, the single longest distance score in the distance event will be the winner.

9.5 Medals will be given for the following:

Speed: 1st Place, 2nd Place, 3rd Place

Distance: 1st Place, 2nd Place, 3rd Place

Zone Accuracy: 1st Place, 2nd Place, 3rd Place

Combined: 1st Place, 2nd Place, 3rd Place

10. RULES SPECIFIC TO THE COMPETITION

10.1 Aims of the Competition

10.1.1 To determine the Champions of Canopy Piloting

10.1.2 To promote safety and develop canopy piloting training and competition.

10.1.3 To exchange ideas and strengthen friendly relations between sport parachutists, judges and support personnel of all nations.

10.1.4 To allow participants to share and exchange experience, knowledge, and information.

10.1.5 To improve judging methods and practices.

10.2 Composition of Delegations

Each delegation may be comprised of:

a) One Head of Delegation

b) One Team Manager

c) A maximum of 8 Competitors for a World Parachuting Competition.

d) A maximum of 12 Competitors for a World Cup or a Continental Regional Championship.

e) Team Coaches - see SC5 4.4.2

10.3 Program of Events

10.3.1 The competition shall be comprised of three rounds in each of the three events, Speed, Distance and Accuracy.

10.3.2 The host must specify in the bid the direction of carve in Speed.

10.4 The minimum number of rounds required for a valid event is one round. A valid competition requires one valid event.

ADDENDUM A – GENERAL COURSE SPECIFICATIONS

1. All courses must begin over a body of water.
2. All courses must be a 10 metres wide over the total length of the course.
3. The body of water must be a minimum of 15 meters wide and at least 65 meters long
4. The body of water must provide a minimum safety area of 20 meters before G1
 - 4.1 The body of water must provide a minimum depth of 0,60 metres over the minimum width from the beginning of the pond to G2.
 - 4.2 The minimum requirements for the depth of the pond beginning at G2 and to the end of the pond permit a gradually sloping up of the bottom of the pond to the end of the pond, still providing a minimum depth of
 - 0,50 metres at G3 to
 - 0,40 metres at G4
 - 4.3 If the water is deeper than 1.5 meters a safety boat and rescue personnel are mandatory.
5. All courses must have a 5 metre wide safety zone along both sides and at the end of the course between the course outline and the spectator areas. This should be indicated by markers, which shall not be higher than five (5) metres.
6. **Gate-area and target-area**
 - 6.1 Course markers for G1 and G5 in Distance and Accuracy and for G1 through G5 in the Speed-event must be approx. 1,5 meters in height above the surface and have a minimum of 0,20 metres in diameter.
 - 6.2 Course markers G2 through G4, if not specified otherwise, may be marker buoys with a minimum diameter of 0,20 metres.
 - 6.3 The target-area is the part of the course after G5, which must be indicated in Distance by sidelines made of line-material or markings clearly visible from above and which includes all landing zones in Accuracy.
7. The waterline must be clearly indicated.
8. The Neutral Zone in Accuracy is between the waterline and G5.
9. **Electronic sensors**
 - 9.1 Where applicable, electronic sensors shall be placed inside (after) G1, and outside (after) G5, maintaining the prescribed length of the course (distance between sensors) as stated in the specific rules.
 - 9.2 For the Speed event, there must be electronic sensors on G1 and G5 at a height of approximately, but not lower than 1.5 metres and at approximately 0.6 metres.
 - 9.3 In the Distance and Accuracy events the use of electronic sensors is optional for acoustic or visual enhancement purposes of the performance of the competitor. A failure in operation of the system in these events has no judging or scoring relevance.
10. A video system must be capable of reduced speed playback and be able to record numbers and names of competitors. It shall be operated by an experienced videographer or other person appointed by the organiser and approved by the CJ. All courses and video systems must be acceptable to the CJ.

ADDENDUM B – SPEED COURSE SPECIFICATIONS

1. The Speed course shall be 70 meters long measured along the centreline of the course.
2. The Electronic Sensors must be set up to give a course length of 70m, measured along the centre-line. Double sensor systems on G1 and G5 as described in 9.1 and 9.2 are mandatory.
3. The Speed course shall have an angle of 75° and a radius of 53,48 metres.
4. The direction of carve must be specified in the accepted bid for the event and must be published in the Official Information Bulletins.
5. There shall be 5 pairs of course markers incl. G1 and G5 evenly spaced over the length of the course.
 - 5.1 The course markers on the inside of the course shall be of a contrasting and darker colour than on the outside carve, visible from above,
 - 5.2 A minimum of 10 meters at the end of the course must be out of the water.

6. Installation of a panning video-camera to cover the area between G1 and G5 at the corresponding height of the upper sensor is mandatory.

ADDENDUM C – DISTANCE COURSE SPECIFICATIONS

1. A clearly visible course marking device must indicate the land portion of the distance course.
2. . Beginning at G5, a measuring device (a metric tape that must show a minimum length of 100 metres) must run down the edge of the land portion of the course, laid flat on the surface, and if applicable on top of the course marking device.
3. Attachment devices shall be placed at each end and at least every five (5) meters to hold the marking and measuring devices in place in a way, that neither one creates an obstacle for the competitors or judging staff.
4. All devices as in 1, 2 and 3 and the positioning of them must be acceptable to the Chief Judge
5. Gate-area set up as in Addendum D.
6. For venues located 1000m MSL and lower, a minimum course length of 200m is required.
7. For venues located higher than 1000m MSL, a minimum course length of 250m is required
8. A Video-assisted distance measurement-system may be installed as a judging tool.

ADDENDUM D – ACCURACY COURSE SPECIFICATIONS

1. The course consists of two rows of markers, that form a series of 5 gates, G1 through G5.
2. The body of water will cover 44 (+/- 1m) meters from entry gate G1 to the waterline.
3. Water gates are G1 through G4 on the surface of the water with a distance between each gate of approximately 12 metres.
 - 3.1. The distance from water gate G4 to the waterline shall be 8 metres +/- 1 metre.
 - 3.2. The distance from Watergate G1 to G5 shall be 50 metres
4. **Landing zones**
 - 4.1. The shape and dimensions of the landing zones must be laid out as described in these rules.
 - 4.2 **Dimension of zones.**

The depth of the zones will be:

Neutral Zone	from waterline to G5, which is 50 metres from G1
Zone 1	- 6 metres
Zone 2	- 5 metres
Zone 3	- 4 metres
Zone 4	- 3 metres
Zone 5	- 2 metres
Zone 6	- 2 metres
Centre Zone	- 2 x 2 metres
Zone 7	- 2 metres
Zone 8	- 4 metres
 - 4.3. **Zone demarcation lines** must mark the area separating each zone, so they are clearly visible. The lines should be approximately 8 centimetres in width, designed to minimize injury, fast to repair and acceptable to the Course Technical Director and Chief Judge. Centre Zone demarcation lines must be of a contrasting colour, other than red, to the other zone demarcation lines and Zone 6 must have indicators outside of the zone, to show its location (i.e. flags).
 - 4.4 The zones must be filled & covered with a material designed to minimize injury and must be acceptable to the Course Technical Director.
 - 4.5 There shall be a video camera at G1 that gives a view of G1 and the immediate water area (if 4.6 is not installed) and a camera for use at the end or side of Zone 8, elevated if possible.
 - 4.6. A watergate video-camera system may be installed, synchronized to one or more monitor screens as a judging tool.

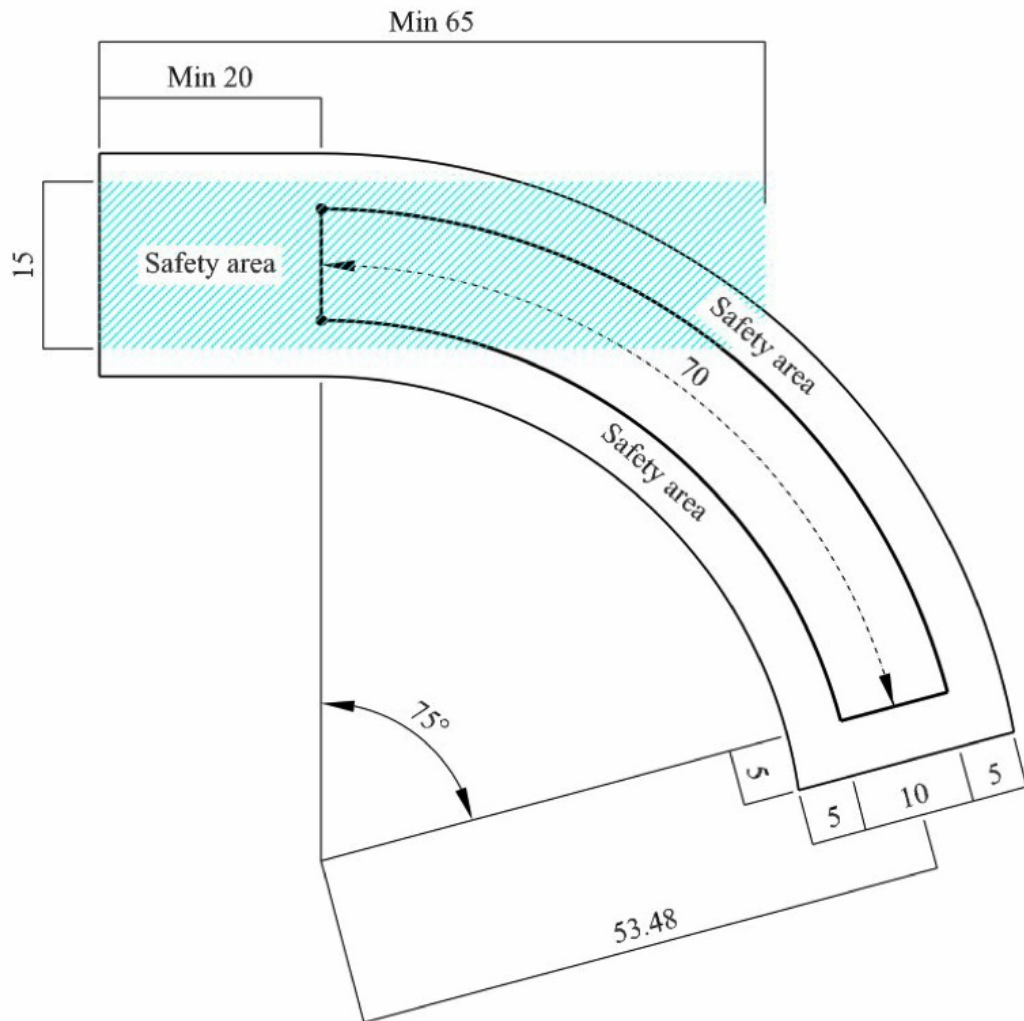
ADDENDUM E If a competitor's weight with equipment is lower than 77.2 kg, the maximum extra weight will apply.

DWIPE kg	AIW kg	Total weight kg
<77.2	15.9	93.1
<77.6	15.6	93.2
<78.1	15.3	93.4
<78.5	15.0	93.5
<79.0	14.6	93.6
<79.5	14.3	93.8
<79.9	14.0	93.9
<80.4	13.7	94.1
<80.8	13.4	94.2
<81.3	13.0	94.3
<81.7	12.7	94.5
<82.2	12.4	94.6
<82.6	12.1	94.7
<83.1	11.8	94.9
<83.5	11.5	95.0
<84.0	11.1	95.1
<84.5	10.8	95.3
<84.9	10.5	95.4
<85.4	10.2	95.6
<85.8	9.9	95.7
<86.3	9.5	95.8
<86.7	9.2	96.0
<87.2	8.9	96.1
<87.6	8.6	96.2
<88.1	8.3	96.4
<88.6	8.0	96.5
<89.0	7.6	96.6
<89.5	7.3	96.8
<89.9	7.0	96.9
<90.4	6.7	97.1
<90.8	6.4	97.2
<91.3	6.0	97.3
<91.7	5.7	97.5
<92.2	5.4	97.6
<92.6	5.1	97.7
<93.1	4.8	97.9
<93.6	4.5	98.0
<94.0	4.1	98.1
<94.5	3.8	98.3
<94.9	3.5	98.4
<95.4	3.2	98.6
<95.8	2.9	98.7
<96.3	2.5	98.8
<96.7	2.2	99.0
<97.2	1.9	99.1
<97.6	1.6	99.2
<98.1	1.3	99.4
<98.6	1.0	99.5
<99.0	0.6	99.6
<99.5	0.3	99.8
<99.9	0.0	99.9
100+	0.0	

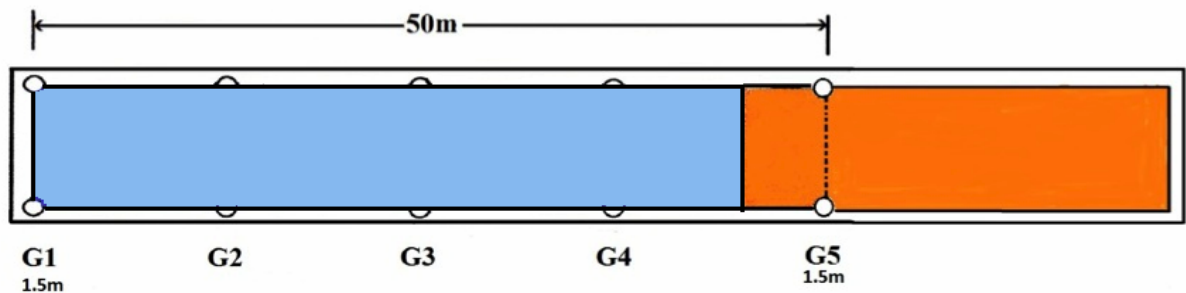
ADDENDUM F - Examples of course layouts.

1) Speed Courses


1a) Carving Speed Course (Carving Speed 70 m)



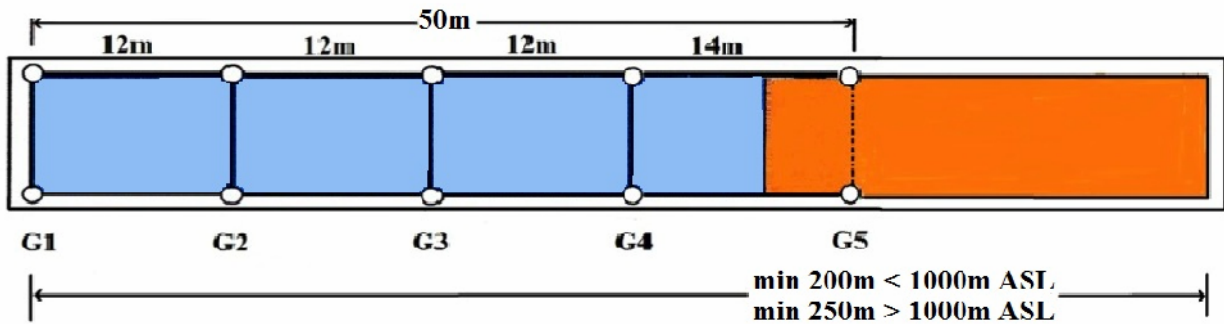
1b) Straight Speed Course (Drag Speed 50m and Full Speed 50 m)



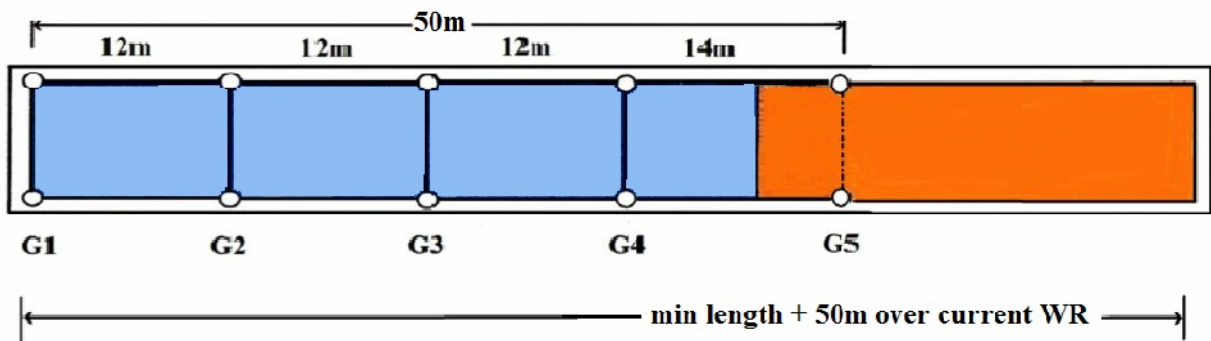
2) Distance Courses



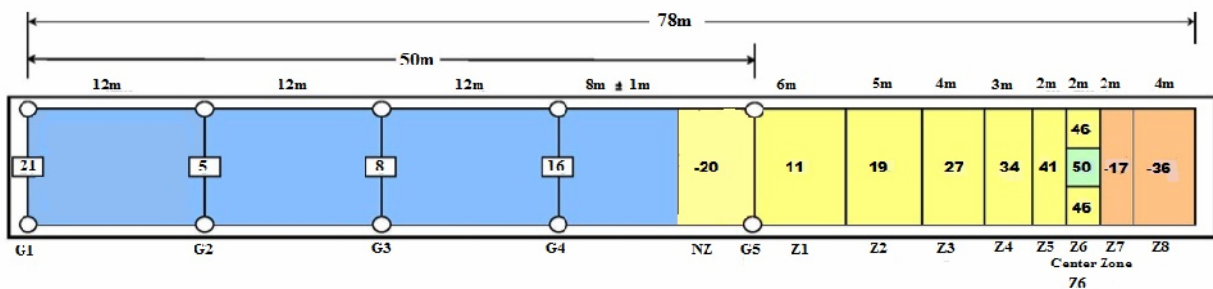
2a) Drag Distance

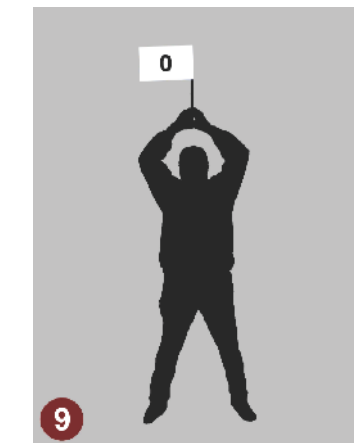




2b) Long Distance



3) Accuracy Course



ADDENDUM G – RECOMMENDED STANDARD JUDGING SIGNALS

KNUSI&EXI DESIGNS

1. VERTICAL EXTENSION G1 OR G5 MISSED ENTRY/MISSED EXIT– ALL EVENTS
2. OFF COURSE – ALL EVENTS
3. VIDEO REVIEW – ALL EVENTS
4. MARKER STRIKE – ALL EVENTS
5. CANOPY TOUCH DOWN – SPEED EVENT
6. NO WATER GATE SCORED – ACCURACY EVENT
7. STAND UP LANDING – ACCURACY EVENT
8. FALL DOWN LANDING – ACCURACY EVENT
9. NO WATER DRAGGED – DRAG SPEED/DRAG DISTANCE EVENTS

ADDENDUM H –Weight List
CANOPY PILOTING EVENT:

Start Nr.	NAC	Surname	First Name	DWIFE in kg	AIW in kg

**ADDENDUM J: Canopy Piloting Video Review Form
to Canopy Piloting Competition rules 2013**

Competitor name:

Competitor-Nr.....

CP-event; SP

AC

DIS

Round #.....

1) **CJ/EJ** note original assessment on judge's score-sheet. Examples: G3 NW, Z5 DN, VE G5

- 2) **VR panel:**
- 1) judge requesting VR
 - 2) CJ or EJ
 - 3) other judge

3) **CJ/EJ** determine decision system for deciding correct or incorrect

4) Note decision of VRP, the latest after 3rd viewing as

a) Majority-vote 2:1 initial assessment remains UNCHANGED

b) Unanimous 3:0 initial assessment UNCHANGED

.. CHANGED...

c) A majority decision of a VR leaves the initial assessment unchanged, except in the situation, in which initially NO assessment has been made for any reason on the scoresheet. Then, the majority vote will make the decision.

5) CJ action according to decision of the VRP documented on the score sheet and on the score list for the round.

Chief Judge:

Date:

**ADDENDUM K: CANOPY PILOTING RE-JUMP FORM
to the Competition Rules****Competition Details****REJUMP AUTHORIZATION**EVENT : Canopy Piloting ROUND : _____

NAME : _____ START N° : _____

CHIEF / EVENT JUDGE'
SIGNATURE :

DATE : _____, 2013 TIME : _____

1 st CALL : TIME _____

BOARDING : TIME _____

Competition Details**REJUMP AUTHORIZATION**EVENT : Canopy Piloting ROUND : _____

NAME : _____ START N° : _____

CHIEF / EVENT JUDGE'
SIGNATURE :

DATE : _____, 2013 TIME : _____

1 st CALL : TIME _____

BOARDING : TIME _____